



Mayyim Hayyim

LIVING WATERS COMMUNITY MIKVEH
PAULA BRODY & FAMILY EDUCATION CENTER




I Am Visiting The Mikveh: Someone I Love is Becoming Jewish!

A Social Story by Keshet Newton Anafim

Monday/Wednesday Cohort



Today we are going to the Mayyim Hayyim Community Mikveh
We are going to celebrate our family member becoming Jewish!



We will meet the friendly Mikveh guide. The guide will help my family member check-in.



My family member can make themselves comfortable while they wait their turn. There is a small kitchen where they can have coffee or tea.



Our family member has a lot to do to prepare for their conversion. While I wait I can relax in the living room. I can read a book, or talk to a friend or sibling. It might take a while.



My family member will go into a room called the Beit Din, where they will meet with three rabbis. The Beit Din will ask them questions about their reasons for becoming Jewish.




Next, our family member will be lead to a preparation room by the Mikveh guide. I can say goodbye to them here.



The next time I see them they will be Jewish!



They will go into one of the preparation rooms to get ready.




This room looks just like a bathroom. There is a toilet, sink, and shower. There is a supply of things to help them get clean like soap, toothbrush, and floss.



When Our family member is ready, they will get wrapped in a large sheet.



Then they will call the Mikveh guide on this phone to let them know they are ready to go in. The guide will tell them if they can enter yet.




My family member will go into the room where the Mikveh is. The doors will be closed so we can't see in.



On the inside, the mikveh room will look like this.



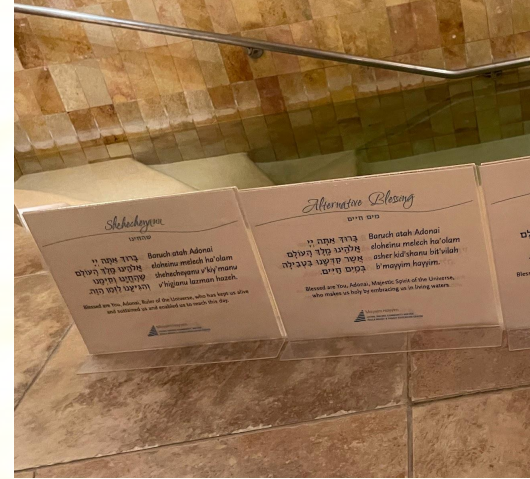
The water is deep like a swimming pool, and warm like a bathtub.



There are seven steps to go down into the mikveh.



When our family member goes down into the mikveh water they will remove their sheet. The mikveh guide will cover her eyes with another sheet so she can't see their body.



Our family member will say a prayer and then dunk their whole body under the water three times.



Everytime our family member dunks under the water the Mikveh guide will peek over a large sheet to make sure the person is completely submerged under water.



While my family member is doing their mikveh ceremony we wait with other friends and family in the atrium space outside the Mikveh room. We listen to hear their prayers.



מזל טוב!

After their last dunk we will all shout “Mazal Tov!” Now our family member is done in the mikveh!



They might get dressed or greet us in a robe. It will be exciting to see them. We might want to hug them! There might be happy tears in their eyes.



My family member has just become Jewish! We will all gather in the living room and celebrate. There may even be food!



My family member and I will walk out of the Mikveh excited about their new Jewish life!

The End!

**Words & Art by:
Danielle, Nora, Noa, Amalia, Lindsay, Noga, Edan,
Abraham and Leo
with help by their teacher Cassie**

This social story was written for Mayyim Hayyim by the Monday/Wednesday Anafim class at Kesher Newton 5784 (2023-2024)

Special thanks to Beth Kozinn for her Mikveh expertise, and the whole Mayyim Hayyim Team!